


# Female Header SMD Right Angled 2,54 mm

Series

**366**

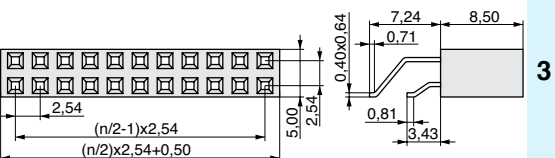
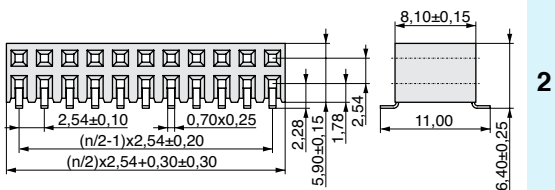
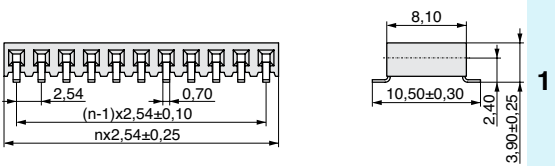


Rated current	3,0 A
Rated voltage	250 V <sub>RMS</sub> / V <sub>DC</sub>
	Please consider air- and creepage distances
Withstand voltage	500 V <sub>RMS</sub> for one minute
Material contact	Phosphor bronze
Material insulator	High temp. thermoplast UL94V-0
Operating temperature	-40°C to +105°C
Max. processing temper.	260°C for 10 seconds

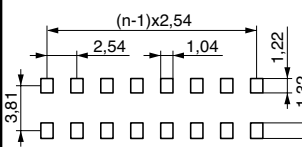
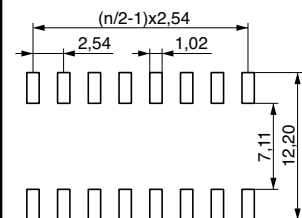
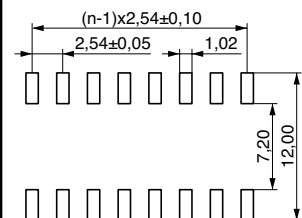
pitch	<b>2,54</b>
termination	
mating pin size	<input type="checkbox"/> <b>0,64</b>
max. pincount	<b>040 / 080</b>

All dimensions in mm.

## Variation



## PCB Layout



MPE-Garry GmbH • Schäßlerstraße 13 • 87629 Füssen • Germany • Phone: +49 (0) 83 62 / 91 56-0 • Fax: +49 (0) 83 62 / 91 56-500 • Email: vk@mpe-connector.de • www.mpe-connector.de

Product group  
**4**

Plating: T = Sn, F = Au  
Packaging: R = Reel, T = Tube

\* No. of contacts:  
Variation 1 = 002 - 030  
Variation 2 = 004 - 080 (with Reel 004 - 060 max.)  
Variation 3 = 004 - 040

Variation (1,2,3)

No. of contacts \*  
(002,... - 080)

Plating contact (T,F)

Packaging (R,T)



www.mpe-connector.de

Order code:

366-?-?-??-0-N?X-Y?0

Mating series	087	089	090	585	088	334	368	296											
see page	3-37	3-38	3-39	3-40	3-41	3-42	3-43	3-53											