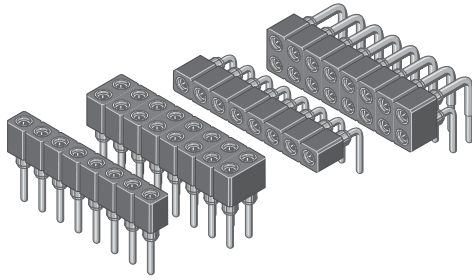


Female Header with Turned Contacts 2,00 mm

Series

165



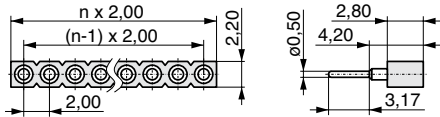
Rated current	3,0 A
Rated voltage	150 V _{RMS} / V _{DC}
Withstand voltage	500 V _{RMS} for one minute
Material contact	Copper alloy
Material clip	Beryllium copper
Material insulator	High temp. thermoplast UL94V-0
Operating temperature	-40°C to +105°C
Max. processing temper.	260°C for 10 seconds

pitch	2,00
termination	
mating pin size	ø 0,40-0,55 □ 0,50
max. pincount	050 / 100

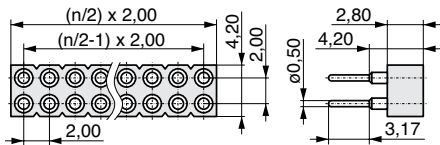
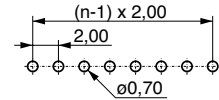
All dimensions in mm.

Variation

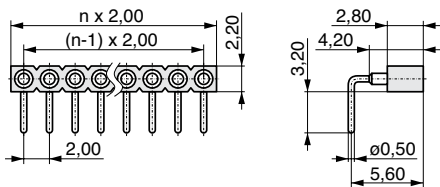
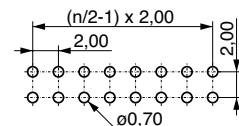
PCB Layout



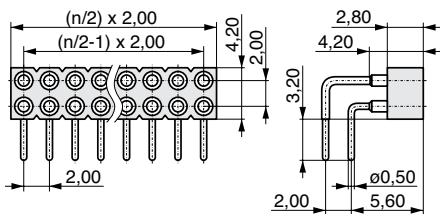
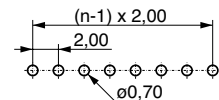
1



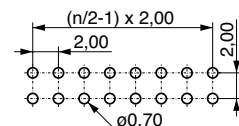
2



3



4



Plating:
T = Sn
F = Au
H = Au 0,75 µ

* No. of contacts:
Variation 1 = 002 - 050
Variation 2 = 004 - 100
Variation 3 = 002 - 050
Variation 4 = 004 - 100

Variation (1,2,3,4)

No. of contacts *
(002,... - 100)

Plating contact
Plating clip (F,H)



www.mpe-connector.de

Order code:

165-?-?-??-0-ST?-LS0

Mating series	161	169
see page	3-31	3-32

Product group
4

CS021014_V2